

LEGAL DESCRIPTION:

The Southwesterly 1/2 of Lot G3 and all of Lot G4 in ADDITION G TO COUNTRY CLUB ESTATES, located in the Southwest 1/4 of the Southeast 1/4 of Section 14, Township 1 North, Range 16 East, Village of Fontana on Geneva Lake, Walworth County, Wisconsin.


Parcel Number: SCTG 00004

GENERAL NOTES

1. Survey prepared for: Timothy Thompson Trust
2. Field work completed on NOVEMBER 14, 2022.
3. No title or letter report was provided for this survey.
4. Address: 447 Sylvan Drive, Fontana, WI
5. At the time of the survey, new siding was being installed on the exiting building.

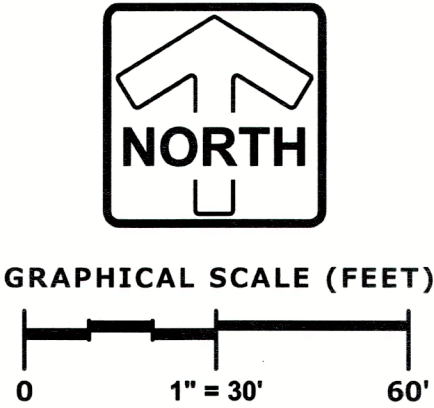

LEGEND OF SYMBOLS

Ⓢ	SANITARY MANHOLE	ⓔ	ELECTRIC METER/PEDESTAL
Ⓢ	STORM MANHOLE	ⓐ	GAS METER
□	STORM INLET	ⓐ	AIR CONDITIONING UNIT
○	CATCH BASIN	Ⓜ	MAIL BOX
⚡	HYDRANT	○	IRON PIPE
⚡	WATER VALVE	●	IRON REBAR/ROD
○	UTILITY POLE		
●	GUY WIRE		



I, John P. Konopacki, Professional Land Surveyor, hereby certify that this survey map is correct to the best of my knowledge and belief with the information provided and complies with requirements of Chapter A-E 7 s.35.93 of the Wisconsin State Statutes.

SIGNED JOHN P. KONOPACKI,  
PROFESSIONAL LAND SURVEYOR S-2461



Bearings referenced to the recorded plat of ADDITION G TO COUNTRY CLUB ESTATES

